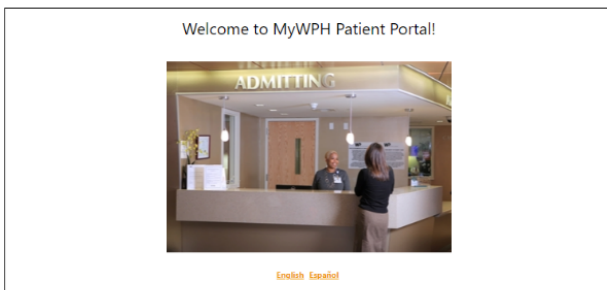


White Plains Hospital Patient Portal Medical Record Download

Tip Sheet

The MyWPH Iatric Patient Portal can be used to access past patient data from encounters prior to May 1, 2021. Below is a tip sheet on how to print and save your medical record to your computer.

- Log into the MyWPH patient portal.



Already using MyWPH Patient Portal? Access your account by entering above the username and password you specified when you first signed up.
New to MyWPH Patient Portal? It's free to sign up, and the process is easy, with less than ten required pieces of information to collect. Click the button below to get started!

Sign up!

Want to learn more? To learn more about MyWPH Patient Portal before signing up, [click here](#). To visit the main website of White Plains Hospital, [click here](#)

Please Note: If you have a medical emergency please do not communicate through the portal. Call 911 or your private physician.







The White Plains Hospital Patient Portal, via Iatric Systems, is compatible with the following browsers: Internet Explorer 11 (and above), Firefox, Mozilla, Chrome, and Safari. Accessing the portal through any other browser is not supported and may lead to loss of functionality or corruption of data

Your patient code will be given to you by a nurse while you are in the hospital. If you register for MyWPH Patient Portal after you are discharged and find that your patient code has expired please call the Health Information Management Department at 914-681-1105 during regular business hours.

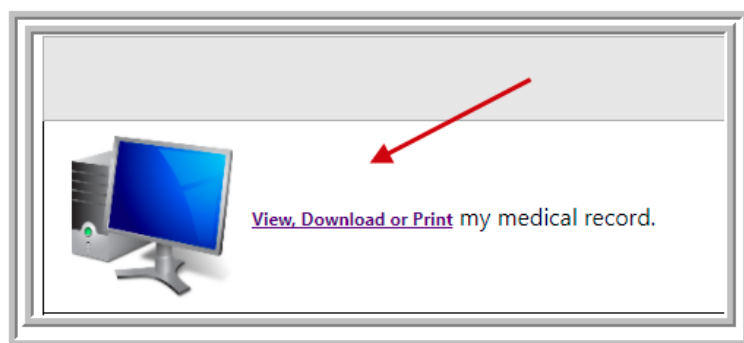
- Once you are logged in, please select the share tab.

Home Share

How would you like to share your information?

 <p>View, Download or Print my medical record.</p>	 <p>Send my information to one or more recipients via encrypted E-Mail.</p>
 <p>Provide online access to my information to another person.</p>	 <p>Send my information to my provider's system.</p>
 <p>Send my information to a third party system.</p>	 <p>Send my information to my computer or a USB flash drive attached to my computer. This information will be locked such that it will only be viewable in MYWPH Patient Portal.</p>

1. Select the [View, Download or Print](#) my medical record.



- You will then be presented with a list of ALL visits where your Medical Record may be downloaded to be saved. By unchecking the Adm/Svc date, you may select which visits to download. Leave this box checked if you wish to download data from all visits.

Format: CCD - Continuity of Care Document

Select Visit(s):

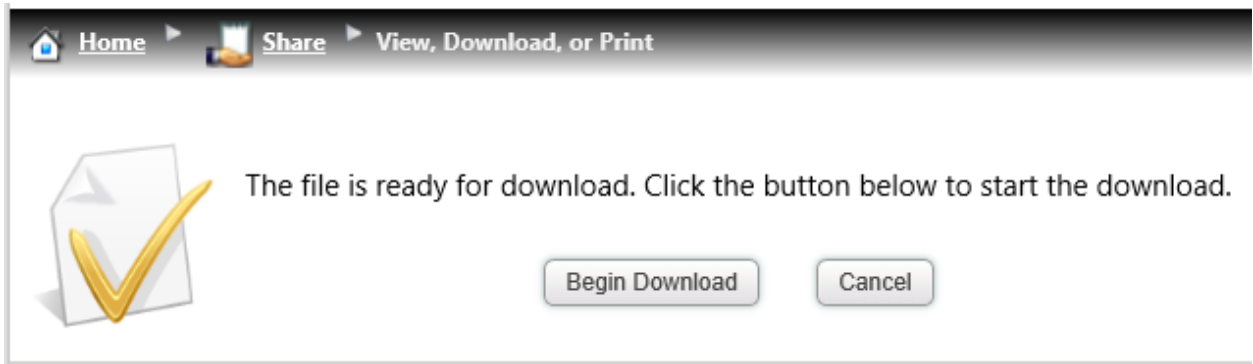
<input checked="" type="checkbox"/>	Adm/Svc Date	Discharge Date	Type	Account	Provider	Location
<input checked="" type="checkbox"/>	03/04/2021 01:52 PM		Inpatient	V00072959	CARUSO, DAVID M	*** IATRIC TESTING *** (Elk Regional Health Center)
<input checked="" type="checkbox"/>	01/02/2020 10:00 AM		Provider Office Visit	V00072249	CARUSO, DAVID M	Iatric Family Clinic (Elk Regional Health Center)
<input checked="" type="checkbox"/>	12/27/2019 04:22 PM		Clinic Visit	V00071712	ABBAS, UME LUBNA	Echocardiology (Elk Regional Health Center)
<input checked="" type="checkbox"/>	09/11/2019 01:57 PM		Clinic Visit	V00070896	CLARK, EDWARD C	Mammography (Elk Regional Health Center)
<input checked="" type="checkbox"/>	10/04/2017 10:00 AM		Clinic Visit	V00054296	ABBASI, RAFAT A	IATRIC Misc Lab & Micro (Elk Regional Health Center)
<input checked="" type="checkbox"/>	08/14/2017 12:53 PM	06/03/2019 08:00 AM	Discharged Inpatient	V00052332	IATRIC, PROVIDER MI	*** IATRIC TESTING *** (Elk Regional Health Center)
<input checked="" type="checkbox"/>	11/23/2016 10:45 AM		Clinic Visit	L00000356	ARQUERO, OLIVER LORIEGA	PCM Scheduling Location (Pinecrest Manor)

Preview Download PDF Cancel

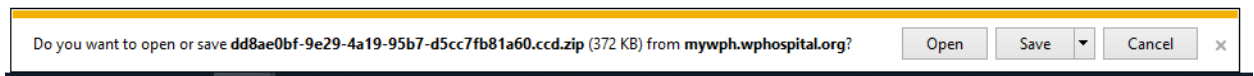
- Selecting Preview will launch a web-view of the information which is available to download in XML (a computer format) or via PDF.
- Selecting Download will allow for a machine-readable ONLY form of your data to be downloaded to your computer.
- Selecting PDF will generate a PDF version of your health data. This version is readable by humans but not a computer and can be saved to your desktop.

Machine Readable Export

- From the screen above select Download and then Begin Download.



Your computer will ask you to open/save or cancel. Select SAVE



- A .zip file will be downloaded to your computer for your records. This file can only be opened and read by a program which can read C-CDA or XDM files (an example is MaxMD Direct CCDA Viewer : <https://www.directmdemail.com/direct/CCDViewer>)



- **MyWPH** does not contain your complete medical record. To obtain a copy of your complete medical record, call 914-681-2181.